



### District Report Card: 2017


<b>State:</b> Maharashtra	<b>District:</b> Nanded
<b>Class:</b> 3	<b>Subject:</b> Language
<b>Schools:</b> 61	<b>Students:</b> 1248


### Participation/Coverage


#### Students

 GENDER	Boys		Girls	
	Number	%	Number	%
	621	49.76	627	50.24

 AREA	Rural		Urban	
	Number	%	Number	%
	833	66.75	415	33.25

 CATEGORY	SC		ST		OBC		GEN	
	Number	%	Number	%	Number	%	Number	%
	268	21.47	57	4.57	412	33.01	511	40.95

 CWSN	LD	VI	HI	S&LD	ID	Oth
	0	13	0	0	1	13

 Management	Government		Government-aided	
	Number	%	Number	%
	717	57.45	531	42.55

### Average Performance of Students in Language (%)

Overall	Gender		Area		Management		Social Group			
	Male	Female	Rural	Urban	Govt.	Aided	SC	ST	OBC	GEN
70.81	70.40	71.22	73.55	65.32	75.28	64.78	68.36	72.63	72.69	70.38

## Performance on Learning Outcomes (LOs)

Learning Outcomes	Description	Average Performance(%)
L304	Reads small texts with comprehension i.e., identifies main ideas, details, sequence and draws conclusions	73.23
L312	Reads printed scripts on the classroom walls: poems, posters, charts etc.	65.98

Range of Performance of Students who Answered Correctly							
Below 30%		30% - 50%		50% - 75%		Above 75%	
Number	%	Number	%	Number	%	Number	%
86	6.89	142	11.38	412	33.01	608	48.72

### Lowest Performing Learning Outcomes (LOs)

1 - Reads printed scripts on the classroom walls: poems, posters, charts etc. (65.98)

2 - Reads small texts with comprehension i.e., identifies main ideas, details, sequence and draws conclusions (73.23)